


Spindle 5C**5C Cartridge Spindle GTX-GT27****\$7,445**Item Number: **326-2010**

Gros-ite 5C Cartridge Spindle: This is the main spindle used for the GTxpress gang design CNC lathes. This spindle has a center height of 3.587", with a maximum of .0007 forward growth during the warm up period of the spindle. An Air Mizer Inpro seals system is included as a standard feature with this spindle. This feature will offer extended life long after the initial warranty even in the harshest environments. A MicroCentric actuator is factory installed by Gros-ite and balanced to deliver spindle performance of 6,000 rpm. Spindle nose shown in photo not included.

Electro/Mechanical**Spindle Brake, Disc Type****\$1,995**Item Number: **328-1000**


Spindle Brake, Disc Type W/Pneumatic Switch: This is a spindle brake offered as an option on the GTxpress. One of newest features available on the Xpress, the pneumatic braking system will stop the spindle in half the time of conventional dynamic braking. In the application of heavy machining powered tools, the brake will hold the spindle rigid. The spindle brake is highly recommended when the 8,000 rpm spindle option has when ordered with the machine.

Misc. Fab Parts**Auto Lube System****\$2,195**Item Number: **333-1000**

Auto Lube System for X & Z Axis. Supplemental auto lubrication system for both the ball screws and linear rails on the CNC table. This electically actuated pump lubrication system is recommended in environments machining in abrasive materials. Standard system for GTxpress and GTS includes rails that are greased for life, and ball screws that require grease twice a year depending on duty cycles.

Parts Catcher Options**Parts Catcher Containment System****\$295**Item Number: **340-2021**


Parts Catcher Containment System: This item is added to the parts catcher system for parts to drop into.

**Coolant Manifold****Coolant Manifold GT-Xpress****\$250**Item Number: **347-1000**

Coolant manifold GT-Xpress, Four position brass tube coolant manifold to provide coolant to the cutting tools as required. Bolts to the spindle of the machine.


**Fabricated Parts****GT-Xpress Coolant Slinger****\$195**Item Number: **347-2000**

This has become a standard feature for the GT-Xpress CNC lathes. With this item coolant spray is much less than a spindle that is exposed. Standard feature for the GT-Xpress CNC Gang Lathes.



Leveling Machine Pads**GTxpress Leveling Machine Pads****\$10.5**Item Number: **351-2000**

LN-Series nylon leveling mounts provide fast, easy, and precise leveling of machine. Consists of two parts: a base and a threaded bolt. Quantity 4 need to be ordered for each machine.

Automation Systems**GT-Xpress Auto Loading System****\$7,995**Item Number: **382-1000**

GT-Xpress Auto Loading System: By constructing the GT-Xpress machine base from a polymer material it allows for the design of loading chambers directly into the base of the machine. The loading chambers allow simple loading of parts with a gravity feed system. Parts are feed directly into the work area of the machine, where they can be picked up with a chuck and loaded diirectly into the spindle. System includes delren nose cone, part pathway tube,

Automation**GT-Xpress Auto Load Pick Off****\$250**Item Number: **382-1010**

This is a pick off nozzle that is part of th standard auto part loading system on the GT-Xpress. The ID diameter of this device may require machining for specific application.

Automation	GT-Xpress Breech Tube Parts	\$250
-------------------	------------------------------------	--------------

Item Number: **382-1015**

GT-Xpress Breech Tube Parts Pathway: This item is included with the standard auto part loading system for the GT-Xpress. The ID of this item may require machining to meet the specific part diameter for the parts being loaded. Extra tube will be required for handling different diameter work pieces.

Automation	Pneumatic Parts Pusher Cylinder	\$300
-------------------	--	--------------

Item Number: **382-1020**



Pneumatic Parts Pusher Cylinder: This is included as a standard feature with the GT-Xpress parts loading system. Does not include cylinder end, or comply switch.

Automation	Part Channel Feed Tube Chute	\$500
-------------------	-------------------------------------	--------------

Item Number: **382-1030**


Part Channel Feed Tube Chute: This is the channel feed for the GT-Xpress part loading system. Each feed tube must be designed for each specific part. Price quoted with each project. Price listed is an average cost involved.

Automation	Pick-Up Chuck, Jaws, and Tool	\$1,250
-------------------	--------------------------------------	----------------


Item Number: **382-1050**




Pick-Up Chuck, Jaws, and Tool Holder: This is the standard pick up chuck included with the GT-Xpress auto part loading system. This item is interfaced for direct command from the CNC control. The jaws are not machined with the standard system.

Automation**Pick-Off Chuck, Jaws, and Tool****\$1,450**Item Number: **382-1055**

Pick-Off Chuck, Jaws, and Tool Holder: This item is included with each GT-Xpress auto part loading system. This unit is interfaced with the CNC control. Is designed to pick part from collet and drop into the machine, or onto a parts conveyor. Includes on set of jaws, and tool holder. Jaws have not ben machined.

Automation**Pick-Off Chuck Rotary Type, Jaws,****\$1,795**Item Number: **382-1060**

Pick-Off Chuck Rotary Type, Jaws, Tool Holder: This item is an option for the GT-Xpress loading system. With this option the part can be turned around and both ends of the part machined. This unit is interfaced to the CNC control and is programmable. Includes a set of jaws un machined.

Automation**Parts Conveyor Auto Part Loading****\$2,995**Item Number: **382-1070**

Parts Conveyor Auto Part Loading System: This is an option for a parts conveyor system to remove parts from the auto part loading system from the machining area on the GT-Xpress part loading system.

Misc. Mechanical**High Resolution Glass Scale Z Axis****\$1,950**Item Number: **390-1000**

High Resolution Glass Scale Z Axis for the GTS27 or GTxpress lathe. Scale is guaranteed to hold 5 micron accuracy over the entire travel of the axis. (.00019" accuracy)

Misc. Mechanical	High Resolution Glass Scale X Axis	\$2,050
-------------------------	---	----------------

Item Number: **390-1001**

High Resolution Glass Scale X Axis for a GTxpress or GTS27 , or GTS-FX. Scale is guaranteed to hold 5 micron accuracy over the entire travel of the axis. (.00019" accuracy)

Misc. Electrical	Transformer 460 to 220 Volt	\$695
-------------------------	------------------------------------	--------------

Item Number: **423-3001**

Transformer for taking a 5hp system from 460v supply to a 208v power source from the manufacturing site. Components are not available for a direct 460v connect. The Yaskawa system requires 208 volt to run at the best possible performance level.

Foot Pedals	Foot Pedal Switch	\$295
--------------------	--------------------------	--------------

Item Number: **424-1000**

Heavy duty electric foot pedal activated collet. Open (close on release) switch.



Encoders	High Resolution "C" Axis Encoder	\$3,650
-----------------	---	----------------

Item Number: **424-4000**

This is an combination 90000-1040 line rotary encoder mounted to the main spindle providing feedback to the CNC control that will increase the machine resolution from .08 to .001.

Additional M-Function	Air Tool Installation Kit (Pneumatic)	\$295
------------------------------	--	--------------

Item Number: **450-1000**

This option is required for the installation of each individually installed air tool motor to a specific machine tool. The option includes an M-Function, air solenoid, air tubes and brass fittings and interface to the specific CNC control to program the added air tool. One of these kits should be ordered for each additional motor that you would like to operate at the same time with each machine.

NSK Astro Kit	Electrical Live Tool Installation Kit	\$295
----------------------	--	--------------

Item Number: **450-2000**

Electrical Live Tool Installation Kit: This option is required for the installation of each individually installed electric tool to a specific machine tool. The option includes an M-Function, relay, and interface to the specific CNC control to program the added electric tool. One of these kits should be ordered for each additional motor that you would like to operate at the same time with each machine.

Additional M-Function	Additional M-Function W/Solenoid	\$295
------------------------------	---	--------------

Item Number: **452-2011**

Additional m-function/ Solenoid; This is a additional m-function with the 24 volt power supply added in October of 2000.

Additional M-Function	Additional M-Function with Contactor	\$295
------------------------------	---	--------------

Item Number: **452-2021**

Additional M-Function with Contactor; This option is used with the new 24 volt systems starting in October of 2000.

Misc. Electrical	Light Stack-Up For Machines	\$295
-------------------------	------------------------------------	--------------

Item Number: **481-2000**

Light Stack-Up and work completed signal for shop floor. Can be installed on any of the models of CNC that is offered by CMS.

